



American  
Association of  
Orthodontists®

My Life. My Smile. My Orthodontist.®

**Your Smile: Braces By Blalock**

# Malocclusion: “Bad Bite”

Can lead to:

- Tooth decay
- Broken teeth
- Gum disease
- Tooth loss



# Orthodontist

A dental specialist in the diagnosis, prevention and treatment of malocclusions in children, teens and adults



**Dr. Keith Blalock, your San Antonio Orthodontist**



# A Long History

## Dr. Edward Angle

- First orthodontist
- Pioneered a system of categorizing malocclusions still used today



# A Long History



American  
Association of  
Orthodontists®

My Life. My Smile. My Orthodontist.®

# Orthodontist

All orthodontists first graduate from dental school

- About 6% of dentists go on to become orthodontists



# Orthodontist

After graduating from dental school, orthodontists go on for 2-3 additional academic years of education in an accredited orthodontic residency program



# Orthodontist

Works with your dentist





# Orthodontist

Treats patients of all ages

- Children
- Teens
- Adults



# Classifying Malocclusions

## Class I

- Poorly spaced



# Classifying Malocclusions

## Class II, Division 1

- Overjet  
(buck teeth)



# Classifying Malocclusions

## Class II, Division 2

- Overbite  
(deep bite)





# Classifying Malocclusions

## Class III

- Underbite



# Genetic Malocclusions

- Crowding
- Too much space
- Teeth that protrude
- Uneven jaw growth
- Extra teeth
- Missing teeth



# Acquired Malocclusions

- Thumb sucking
- Dental disease
- Baby teeth lost too early or too late
- Accidents



# Uncorrected Malocclusions

May lead to

- Broken teeth, tooth decay and/or tooth loss
- Gum disease
- Poor self-esteem
- Abnormal wear of tooth surfaces
- Difficulty chewing, speaking
- Excessive stress on bone that supports teeth



# Early Indicators

Signs your child may need to see an orthodontist

- Early or late loss of baby teeth
- Difficulty chewing, biting
- Mouth breathing
- Protruding teeth



# Early Indicators

Signs your child may need to see an orthodontist

- Thumb sucking
- Crowded, misplaced or blocked out teeth
- Jaw too far forward or back



# Early Indicators

Signs your child may need to see an orthodontist

- Teeth that don't meet or meet abnormally
- Unbalanced facial appearance
- Grinding, clenching teeth



# Orthodontic Check-up

No later than age 7





# Orthodontic Check-up

- Check problems with teeth or jaw growth
- Determine whether treatment will be needed
- Advise when treatment should begin



# Orthodontic Check-up

- Immediate treatment may not be recommended
- Monitor child's growth and development



# Early Treatment

When advised, early orthodontic treatment can be beneficial



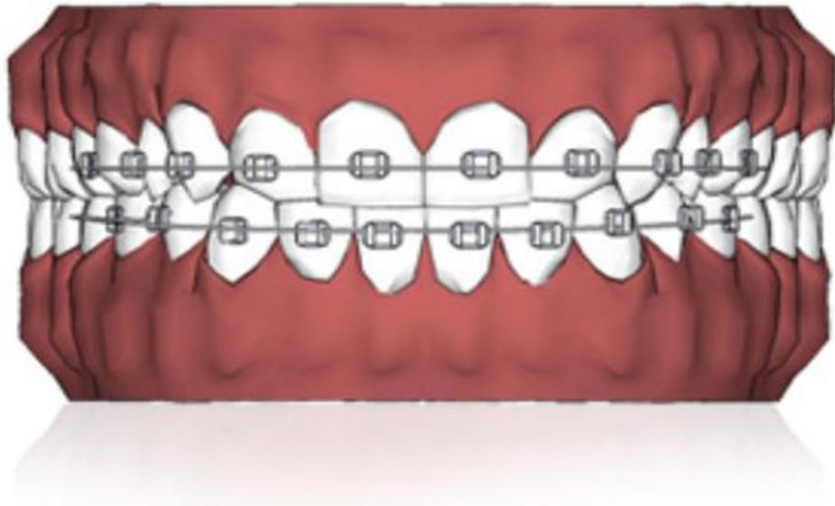
# Early Treatment

Guides the growth of  
jaws

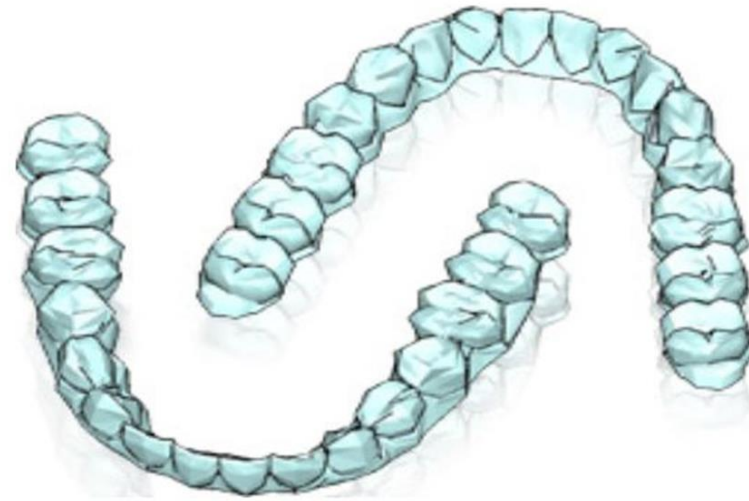




# “Appliances”



Braces



Clear aligners

# Orthodontic Treatment

Gentle pressure over  
time



# For Adults, Too

One in four patients  
treated by orthodontists  
is an adult



# Age Is Not a Consideration

Your orthodontist will evaluate the health of your:

- Teeth
- Gums
- Supporting bone





# Orthodontic Treatment

Active treatment



# Orthodontic Treatment

- 1 to 3 years
- Severity of problem
- Patient compliance
- Oral hygiene



# Overall Oral Care

Specialty	Description
Orthodontics	Alignment of teeth, jaws
Pediatric Dentistry	Children's dentist
Oral and Maxillofacial Surgery	Surgery of the teeth, mouth, face
Endodontics	Root canal therapy
Periodontics	Gums
Prosthodontics	Crowns, bridges, and implants

# Looking Good During Treatment





# Looking Good During Treatment

## Braces

- Fun designs
- Colors



# Looking Good During Treatment

## Braces

- Ceramic brackets



# Looking Good During Treatment

## Aligners

- Next to invisible



# Avoid Soft Drinks





# Avoid Soft Drinks



# Orthodontic Treatment

## Best results

- Keep appointments
- Follow instructions on appliance wear
- Avoid hard, sticky, crunchy, chewy food
- Avoid soft drinks



# Retainers



# Mouth Guards

## Mouth guards

- Get in the habit
- OTC versions made for those with braces
- Discuss options with your orthodontist





# After Active Treatment

Patients may continue  
periodic visits



# Cost

More affordable than ever

- Payment plans
- Insurance
- FSAs/HSAs

Orthodontists can help you maximize your benefits to minimize your out-of-pocket

# Cost

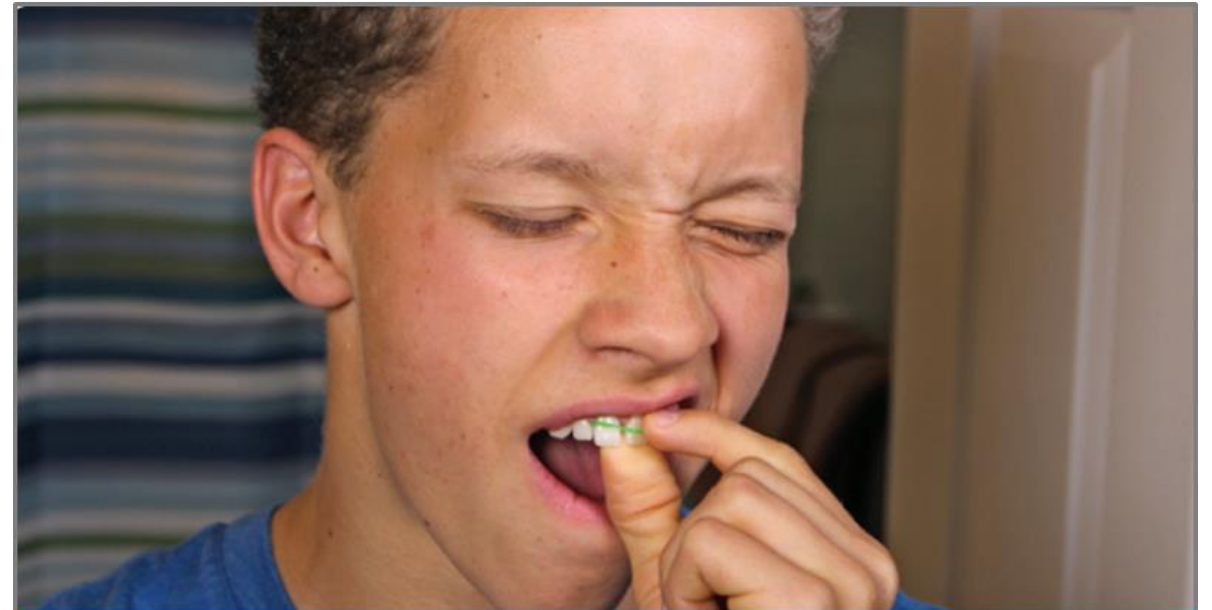
Variables that can influence fee:

- Type of malocclusion
- Type of appliance
- Complexity of treatment
- Length of treatment

# Orthodontic Treatment

Avoid “DIY” orthodontics

- Beware of Internet videos, websites which encourage do-it-yourself care



**DIY Rubber Band Around Teeth**



# Orthodontic Treatment

Avoid “DIY” orthodontics

- Moving teeth is a medical procedure
- Needs personal supervision by an orthodontist



# Teamwork

Successful treatment is the result of teamwork by

- Orthodontist
- Family dentist
- Patient
- Parents
- Orthodontic staff

# Teamwork

The orthodontist  
provides the expertise



# Teamwork

The dentist monitors health of the teeth and gums





# Teamwork

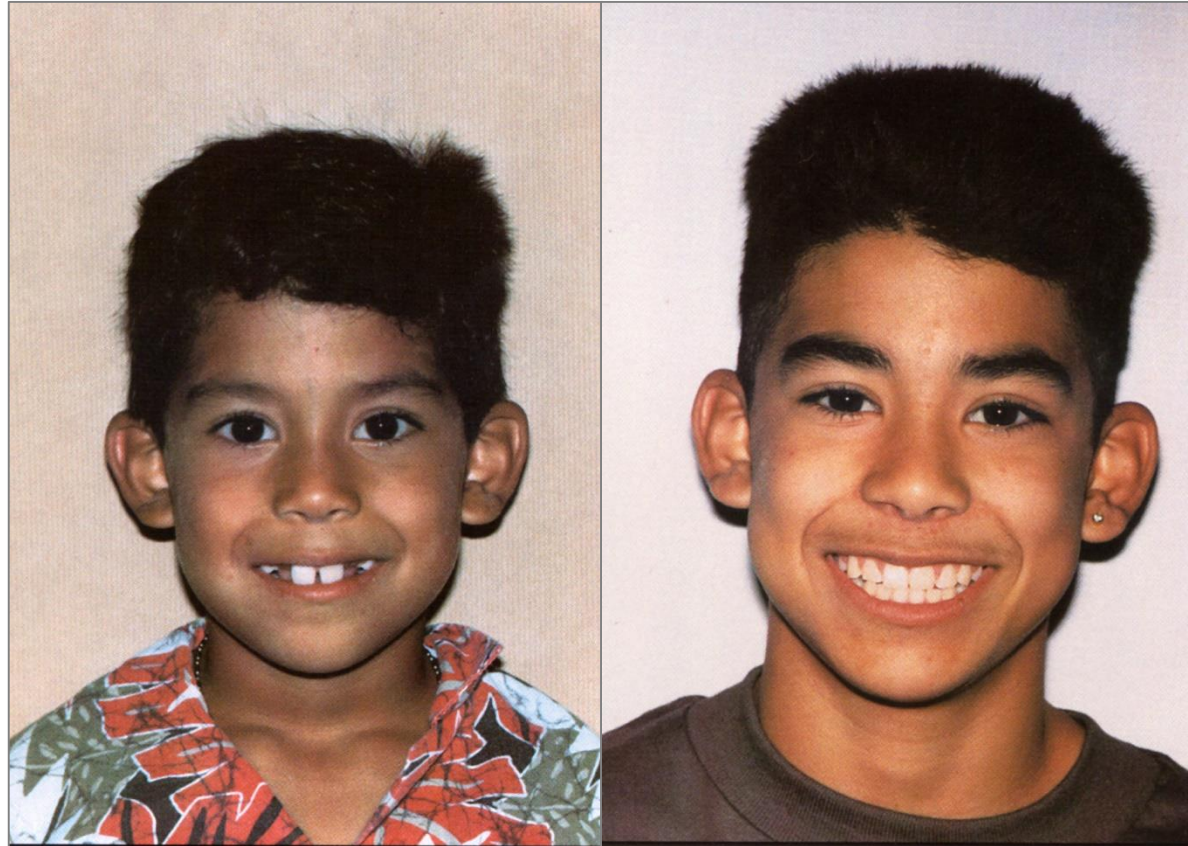
The patient is  
careful to follow  
instructions



# Results Can Be Dramatic



# Results Can Be Dramatic



# Results Can Be Dramatic





# Results Can Be Dramatic



# A New Smile




# A New Confidence





# Better Oral Health









American  
Association of  
Orthodontists®

My Life. My Smile. My Orthodontist.®

**Your Smile: Braces By Blalock**